

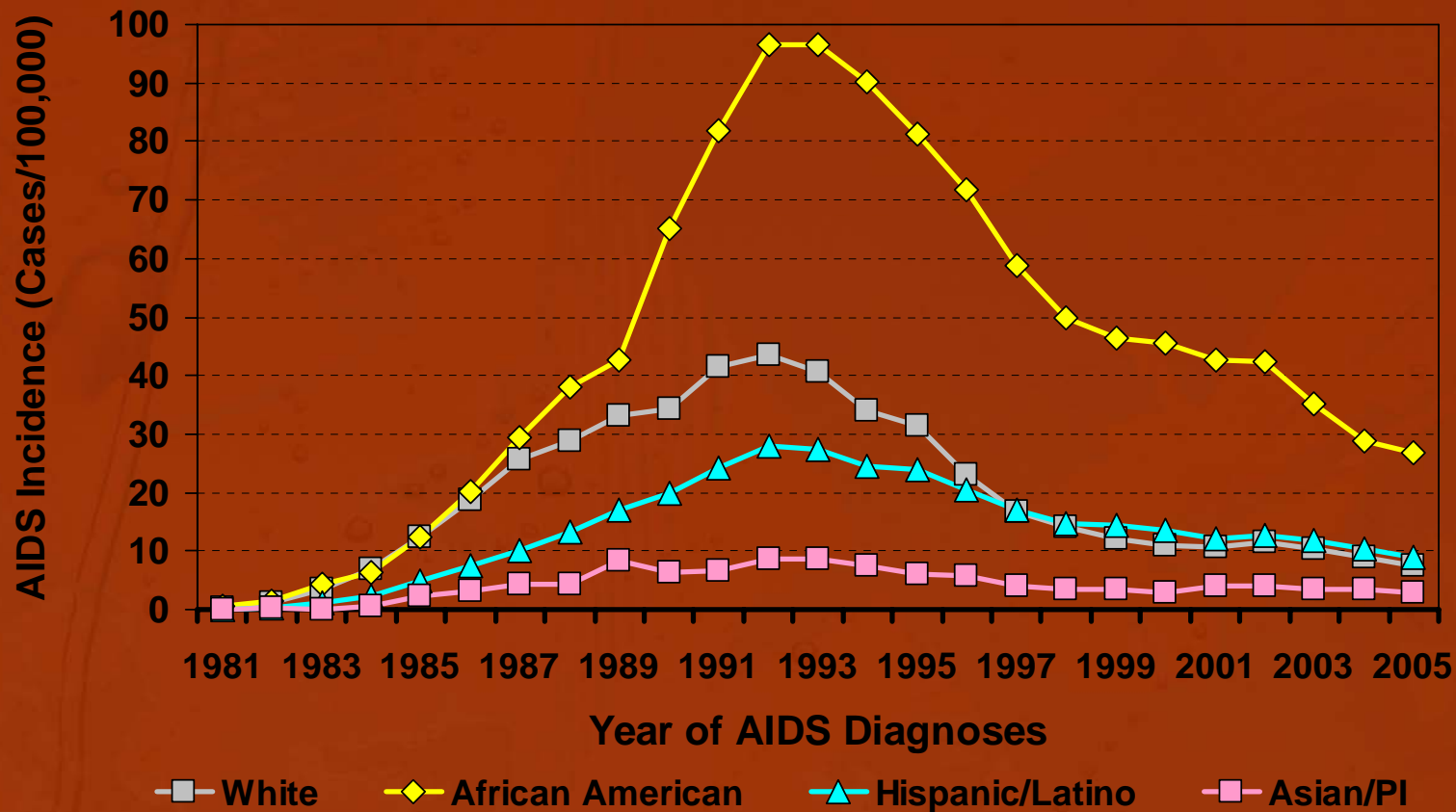
The HIV/AIDS Epidemic in California's Latino Population

Barbara Bailey, M.S.
Acting Chief
Office of AIDS
California Department of Health Services
www.dhs.ca.gov/AIDS

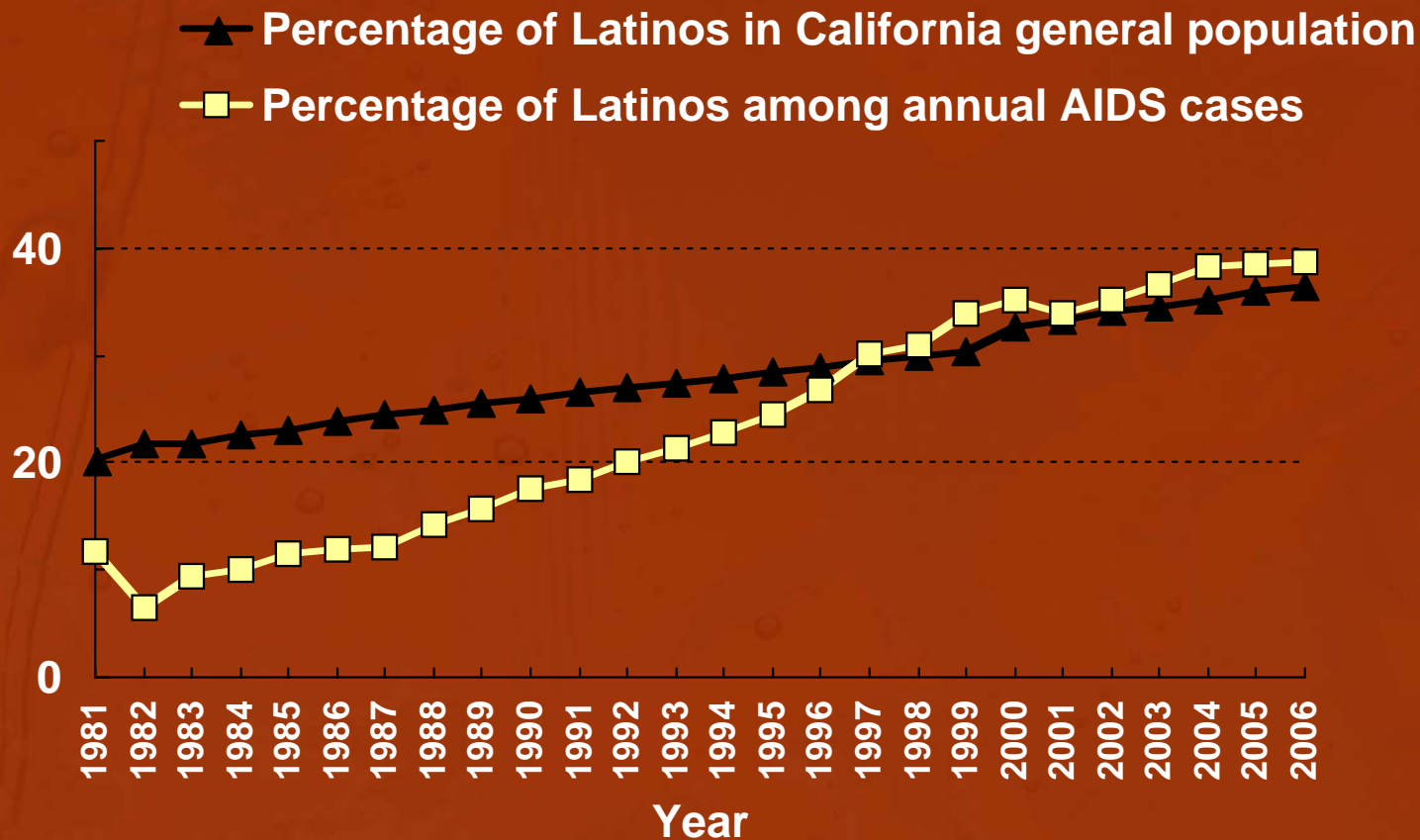


dhs

AIDS Incidence (Cases per 100,000) by Race/Ethnicity in California 1981-2005



Latino Representation by Population and AIDS Cases in California, 1981-2006



Latino HIV/AIDS Cases

AIDS

- Cases reported through 12/31/06: 143,946
 - **Latino cases:**
32,875 (22.8%)

HIV

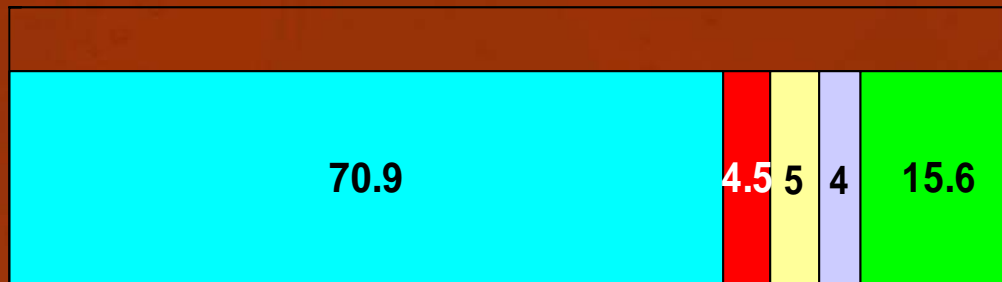
- Cases reported through 4/16/06: 41,155
 - **Latinos cases:**
10,713 (26%)
 - HIV reported by non-name code from 7/1/02 through 4/16/06

California Latino Males: HIV Cases and Cumulative AIDS Cases by Mode of Exposure

Percent

0% 20% 40% 60% 80% 100%

HIV Cases, 4/16/06
(N=8,955)*



AIDS Case 12/31/06
(N=29,514)

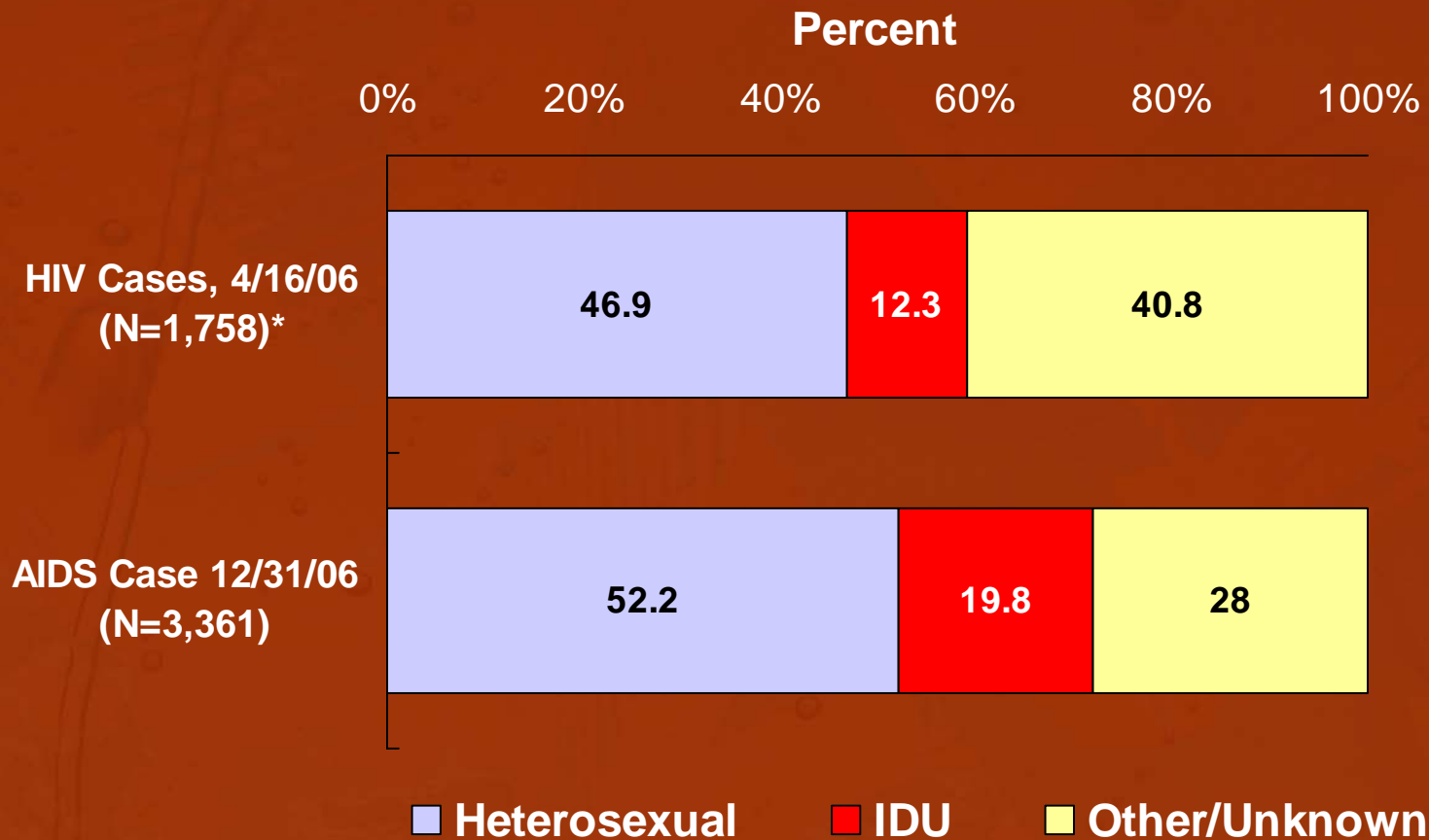


■ MSM
 ■ IDU
■ MSM and IDU
 ■ Heterosexual
■ Other/Unknown

*Includes only HIV cases reported via non-name code



California Latinas: HIV Cases and Cumulative AIDS Cases by Mode of Exposure



*Includes only HIV cases reported via non-name code



Epidemiologic Trends Among Latinos and Other Racial and Ethnic Groups in California



chs

Persons Living with AIDS by Race/Ethnicity: Comparing 1996 to 2006

| | 1996 | 2006 | Change | % Increase |
|------------------|--------------|---------------|---------------|---------------|
| White | 20,188 | 29,044 | 8,856 | 43.9% |
| <i>Latino</i> | <i>7,890</i> | <i>17,951</i> | <i>10,061</i> | <i>127.5%</i> |
| African American | 6,433 | 11,534 | 5,101 | 79.3% |
| Asian/PI | 815 | 1,827 | 1,012 | 124.2% |
| Other | 307 | 601 | 294 | 95.8% |



Gender-Specific Percentage of HIV/AIDS Cases Younger than 30 at Diagnosis by Race/Ethnicity

| Race/Ethnicity | Male | | Female | | Transgender | |
|-------------------------|-------------|-------------|-------------|-------------|-------------|-------------|
| | HIV* | AIDS | HIV* | AIDS | HIV* | AIDS |
| White | 21.6 | 12.2 | 32.9 | 20.7 | 32.7 | 18.4 |
| African American | 26.8 | 15.5 | 32.1 | 19.7 | 37.2 | 17.8 |
| <i>Latino</i> | <i>40.0</i> | <i>23.0</i> | <i>47.9</i> | <i>29.6</i> | <i>52.0</i> | <i>31.0</i> |
| Asian/PI | 30.9 | 16.1 | 42.1 | 22.3 | 52.4 | 31.9 |
| Native American | 34.5 | 21.9 | 35.6 | 24.1 | 28.6 | N/A |

*Includes only HIV cases reported via non-name code



Percentage of HIV/AIDS Cases Diagnosed in Southern California* by Race/Ethnicity

| Race/Ethnicity | HIV (non-AIDS) | AIDS |
|------------------|----------------|-------------|
| White | 58.6 | 52.4 |
| African American | 60.7 | 54.8 |
| <i>Latino</i> | <i>75.4</i> | <i>72.7</i> |
| Asian/PI | 50.5 | 49.2 |
| Native American | 52.0 | 45.8 |

*Southern California = Counties of Imperial, San Diego, Riverside, San Bernardino, Orange, Los Angeles, Santa Barbara, and Ventura



Latino Representation: Office of AIDS (OA) Programs

- ❖ AIDS Drug Assistance Program, 36%
- ❖ Early Intervention Program, 31%
- ❖ Care Services Programs, 33%
- ❖ Case Management Program, 29%
- ❖ Counseling and Testing Data 2001-03
 - Total Tests: 177,961 (2,950 Positive, 1.63%)
 - Latinos: 31% of all Testing Services (55,168) and 33% of all Positive Tests (885)
 - Not all new infections, some were repeat testers



OA Directed Efforts Regarding Latino HIV Issues



chs

- ❖ Three Summits on Latino HIV Issues, 1998-2000
- ❖ HIV Prevention Calling Card, 1998-2000:
Tu Vida Cuenta (Your Life Matters)
- ❖ Lowrider Campaign, 2000-2001
- ❖ Spanish Language HIV Prevention Fotonovela, 2001
- ❖ 2001-2002, OA awarded seven LHJs for HIV prevention intervention development for Latino populations.



Latino Advisory Board (LAB)

- ❖ Established LAB in 2001
- ❖ Provides community perspectives and recommendations in the planning and development of HIV services for the Latino community
- ❖ Works with OA Latino HIV Program and Policy Coordinator



Latino HIV/AIDS Prevention Initiative, 2006-2009

❖ Lead: Project Concern International

❖ Core Partners:

- UCLA Pacific AIDS Education and Training Center, (LA-PAETC)
- Center for Behavioral Epidemiology and Community Health, (CBEACH)

❖ Goals:

- Increase the HIV prevention/care skills and knowledge of health and social service providers that serve Latinos
- Improve HIV prevention and care services for Latinos affected by HIV

❖ Objectives:

- Yr 1: Design and implement a statewide needs assessment
- Yr 2: Develop a work plan for capacity building assistance for providers
- Yr 2 & 3: Implement the work plan: training, technical assistance, and evaluation
- Yr 3: Convene Latino HIV/AIDS Conference to disseminate findings



US-Mexico Border Health Activities

- ❖ US-Mexico Border Epidemiologic Surveillance Programs
 - MSM, IDUs, Heterosexuals, Young Men, Women
- ❖ San Diego and Imperial Counties HIV Care Programs
- ❖ Spanish Curriculum for HIV Counseling and Testing Workshops

Office of AIDS Reports

- ❖ Transborder Latino Women's Study, 2006
- ❖ Prevalence of HIV Infection and Related Risk Behaviors Among Young Latino Men Who Have Sex with Men: San Diego - Tijuana Border Region, 2006
- ❖ HIV Risk Assessment of Migrant Latino Day Laborers, 2006
- ❖ HITS 2002: HIV Testing Survey Among Migrant and Seasonal Farm Workers, 2005
- ❖ An Epidemic Without Borders: HIV/AIDS in California and Mexico, 2005

